

# Mobile Dust Extractors

As a true professional, you place high requirements on your equipment. No matter what you choose, you can be sure of getting a truly professional machine that is built with your work and your health in mind.



Dustcontrol DC

Dustcontrol

Dustcontrol

Dustcontrol

7-807 8801



# Dust Extractor selection advice

## 1 Capacity/Weight

Check the capacity of the unit in relation to its weight and portability. The motor power does not determine capacity, but rather air flow and vacuum generation (cfm/m<sup>3</sup>/h x inwg/kPa) available to the operator (normally at 40–80 inwg/10–20 kPa). (The lower the unit weight for comparable capacity, the easier the unit will be to move and use.)

## 2 Material Handling

Dust, bulky materials, chips and strips can be collected and transported with vacuum. When the material volume is large, efficient handling saves time and money. Ergonomic handling of the unit and the collected material is also important. The system design should minimise the possibility of dust contamination during collection bag and filter changes. The dust collected in the system should be contained during these activities.

## 3 Sound Level

Even in environments where the sound level is not considered harmful, remember that each additional source increases the overall level. Compare the sound level rating of the unit with measurements from the subject environment. To have a zero nett gain, the sound level of the unit should be at least 5 dB(A) below the ambient level.

## 4 Filtration

Choose the filtration system so the unit does not lose capacity after some minutes of use. Dustcontrol dust extractors separate the dust in three inter-related steps:

### 1. Separation of coarse material in the cyclone

– A good quality cyclone has the right characteristics relative to the capacity of the vacuum producer. Generally, the longer the cyclone, the better.

**2. Fine filtration** – The fine filter protects the HEPA filter and has a lower replacement cost. To extend the life of the HEPA filter, Dustcontrol recommends that you replace the fine filter frequently. A conical pleated filter cartridge achieves the highest air to cloth ratio of any filter design on the market. The machine should also have a filter condition indicator and an effective filter cleaning system. For some applications, you may require a PTFE- coated fine filter.

**3. HEPA filtration** – Do not compromise your health, very close to 100 % filter efficiency is achievable. When the air is exhausted back into the working environment, a HEPA H13 filter is highly recommended. If elimination of hazardous dust is the target, then why release respirable dust back into the working environment?

## 5 Suction Casings

Dustcontrol developed the source extraction concept 40 years ago! Source extraction is the most effective method for maintaining a clean working environment. A Dustcontrol suction casing captures dust or fumes directly at the point of generation. Practically all popular hand power tools can be equipped with a suction casing. Recently, some machine manufacturers have integrated their own suction casings.

With Dustcontrol's connecting sleeves, part nos. 2109 (1"/25mm), 2132 (1.25"/32mm) or 2114 (1.5"/38mm), they can connect to Dustcontrol dust extractors. Enjoy dust-free operation of your hand held tools by upgrading to a Dustcontrol dust extractor.

## 6 Applications

### Concrete Dust

Tough applications, such as concrete grinding, demand a lot from a dust extractor and filter. Since there are high volumes of very fine particulate, you may need a PTFE filter. A pre-separator is also recommended for large floor grinding machines. The DC Tromb Twin and the DC Storm with PTFE filters are the most suitable dust extractors for this type of work.

### Fluids

All Dustcontrol's dust extractors can be used for vacuuming non-flammable liquids in small quantities. However, Dustcontrol also offers a dedicated liquid extractor for larger quantities such as concrete coring.

### Metal Chip/Swarf

A steel container is preferred when vacuuming sharp items such as metal chips. All dust extractors can be ordered with a steel container.

### Hazardous Materials

Special precautions must be taken when dealing with hazardous materials such as silica dust and PCB (health hazardous chemicals). First, a machine with at least a HEPA H13 filter is a must. Second, suction casings are needed for your tools to avoid hazardous dust becoming airborne. Third, an additional air-cleaner is required to clean the air in your working environment. Finally, protect yourself with mask, eye-wear, and protective clothing.

### Potentially Explosive Environments – ATEX

Not only liquids and gases can be explosive. Also very fine dust particles mixed with air can be explosive. A tiny spark from a static discharge or a mechanical spark can set off an explosion inside a dust extractor. European Standard Directive 2014/34/EU stipulates certain arrangements, configurations and measures for design of a dust extraction or vacuum cleaning system intended for use with an explosive dust. Dustcontrol can design your system for compliance and foremost, safe operation with respect to these engineering guidelines.

## 7 The Right Size

Two things determine the most suitable dust extractor required for a given application:

First, the size of the suction casing/nozzle, combined with the type of operation, determines the required airflow. In turn this influences the choice of a suitable dust extractor, taking into account the filter area and the dimension of the inlet.

Second, the longer the hose and tubing-runs, the greater the pressure drop in the system will be. Greater pressure generation is required from the dust extractor when handling large quantities of material (heavy cleaning, suction lance, etc.)

# Classification of Dust Extractors and HEPA Filters

Dust extractors are used to improve the working environment, and to reduce levels of hazardous dust in the air to a minimum. This places great demands on the ability of the dust extractor to separate fine dust. We use a fine filter in our mobile dust extractors, which separates most of the dust. But in order to capture close to 100% of the finest and most dangerous particles, we always complete the design with a HEPA H13 filter.

Here at Dustcontrol, we use conical pleated filters in all of our dust extraction units. A pleated filter has a very large area in relation to its physical size. The dust extractors can therefore be compact in relation to the large filter area they contain.

Only original Dustcontrol filters are tested and approved for use in our machines. The use of other types of filters could lead to the leaking of hazardous dust and/or machine breakdown. Dustcontrol's warranty only applies to machines equipped with original Dustcontrol spare parts. The filters are certified in accordance with current European requirements for dust extraction. This ensures that, with correct handling, optimum filtration will be achieved. Follow the instructions when handling filters, so that they can be replaced without exposure to hazardous dust.

To ensure that the filters comply with the requirements of relevant regulations for health and safety at work, a number of different testing standards are used. These are described below:

## Test methods

The test methods used in current standards for dust extractors and filters are always based on particle counting. By injecting particles before the filter and by using a particle counter to determine the concentration before and after the filter, the penetration can be calculated (a penetration of 0.1% is equal to a degree of separation of 99.9%). The test is carried out in several

stages by individually examining the filter media, the complete filter cartridge and, in some cases, also the complete unit.

## HEPA filters — High Efficiency Particulate Air Filters

When classifying HEPA filters, Dustcontrol uses the strict HEPA standard (EN 1822-1). It is divided into different levels (E10 to H14) depending on filtration efficiency. Dustcontrol applies level H13, which can separate up to 99.95% of the particles between 0.15 and 0.30  $\mu\text{m}$  in size. This particle size is used because it is the hardest to separate – both larger and smaller particles are easier to capture in a filter.

## Dust extractors

In IEC-60335-2-69 (EN-60335-2-69), the standard for testing wet and dry extractors, dust extractors are classified into three categories – **L for low, M for medium and H for high** – where the H category is the most stringent. (Please note: do not confuse this “H” with that in HEPA H13). The category required for a specific application is decided on the basis of the permitted maximum concentration for that type of dust (MAK) in the working environment or by local regulations.

## The test according to EN-60335-2-69 comprises two parts:

- 1. A test of the filter system** – in our case, a fine filter and a HEPA H13 filter. To achieve category H, a degree of separation of 99.995% is required, where 90% of the test particles must be smaller than 1.0  $\mu\text{m}$ . Our fine filters comply with category M, and our HEPA H13 filters with category H.
- 2. A test of the “assembled unit”** – in our case, a complete dust extractor. Here, 99.995% efficiency is also required, however 10% of the particles must be smaller than 1.0  $\mu\text{m}$ , 22% smaller than 2.0  $\mu\text{m}$ , and 75% smaller than 5.0  $\mu\text{m}$ .



The filter systems in all Dustcontrol dust extractors are built to comply with the stringent IEC machine classification H.



## Classification of our Dust Extractors



NAME	CLASSIFICATION	STANDARD	EFFICIENCY	PARTICLE SIZE	EXAMPLE	MAK (Maximum Workplace Concentration)
	L=		> 99%			> 1.0 mg/m <sup>3</sup>
	M=		> 99,9%			> 0.1 mg/m <sup>3</sup>
IEC* standard	H=	IEC 60335-2-69	> 99.995%	0.1 - 5.0 µm**	H=99.995%	< 0.1 mg/m <sup>3</sup> and carcinogenic substances including asbestos

\* IEC: International Electrotechnical Commission

\*\* Part 1: 90 % < 1.0 µm

Part 2: 10 % < 1.0 µm  
22 % < 2.0 µm  
75 % < 5.0 µm

## Classification of our HEPA filters



NAME	CLASSIFICATION	STANDARD	EFFICIENCY	PARTICLE SIZE	EXAMPLE
	E10		85%	MPPS** between 0.15–0.30 µm	
	E11		95%		
	E12		99.5%		
HEPA*	H13	EN 1822-1	99.95%		HEPA H13 = 99.95 %

\* High Efficiency Particle Air filter, \*\* Most Penetrating Particle Size



## Single-Phase Dust Extractors

# DC 1800<sup>H</sup>

This machine is particularly suitable for general cleaning and source extraction from handheld power tools (with suction casings up to Ø125 mm/5") and small table saws.

The DC 1800 H is equipped with a container. A plastic bag can be used inside the container to facilitate the emptying of dust and other material.

### Part No DC 1800 H

101800	230V /50Hz, EU
101801	230V /50Hz Auto start*, EU
101808	230V /50Hz, CH
101810	115V /50Hz, UK
101820	230V /50Hz, UK
101830	115V /60Hz, US/CAN
101809	230V /50Hz, AU

1-phase

eco



### Supplied with (Part No)

Suction hose (Ø38 mm/1.5"), 5 m (2111)  
 Suction hose, antistatic (Ø38 mm/1.5"), 5 m/16 ft (2012)  
 UK/US/CAN models  
 Connecting sleeve (2115)  
 Coupling socket (2108)  
 Floor nozzle (B370 mm/W17") (7235)  
 Suction pipe (Ø38 mm/1.5") (7257)  
 Plastic bag (42291)  
 Bag support frame (42369)  
 Fine filter, cellulose (42029)  
 HEPA H13 filter (42027)

### Technical data

HxWxD [mm/in]	780x405x390/31x16x15
Weight [kg/lb]	14/31
Hose length Ø38 mm /1.5" [m/ft]	5/16
Collection container [l/gal]	20/5.2
Flow max, fan, EU [m³/h]	205
Flow max, fan, UK 115V/230V [m³/h]	190/205
Flow max, fan, US/CAN 115V [cfm]	126.5
Negative pressure, max, EU/UK [kPa]	24
Negative pressure, max, US/CAN [inwg]	84
Power 115/230V [W]	1340/1285
Sound level [dB(A)]	68

# DC 1800<sup>XL</sup>

The DC 1800 XL is especially suited for parquet grinding and other working operations that produce light dust. Suitable for general cleaning and source extraction from handheld power tools (with up to 5" suction casings) and small table saws. It is slim, lightweight and ideal for those that need a highly portable machine that is powerful enough for source extraction. Equipped with a steel container.

### Part No DC 1800 XL

101880	230V /50Hz, EU
101881	230V /50Hz, Auto start*, EU
101884	230V /50Hz, UK
101885	115V /60Hz, USA
101887	115V /60Hz, CAN
101888	230V /50Hz, CH

1-phase

eco



### Supplied with (Part No)

Suction hose antistatic (Ø38 mm 1.5") 5 m (2012+2114)  
 Coupling socket 50/38 (2108)  
 Fine filter, cellulose (42029)  
 HEPA H13 filter (42027)

### Technical data

HxWxD [mm/in]	1160x380x380/46x15x15
Weight [kg/lb]	19/42
Hose length Ø38 mm /1.5" [m/ft]	5/16
Collection container [l/gal]	60/15.9
Flow max, fan, EU [m³/h]	205
Flow max, fan, UK 115V/230V [m³/h]	190/205
Flow max, fan, US/CAN 115V [cfm]	126.5
Negative pressure, max, EU/UK [kPa]	24
Negative pressure, max, US/CAN [inwg]	84
Power 115/230V [W]	1340/1285
Sound level [dB(A)]	68

\*) DC 1800 Auto start. Plug the handheld power tool into the power socket on the unit. Set the selector switch to the AUTO position. The dust extractor will start automatically when the power tool is started. Power connected tool – min 200 W.

With **plastic bag**

# DC 2900

The DC 2900c is our most popular dust extractor. It is suitable for vacuum cleaning and source extraction from handheld power tools (with suction casings up to Ø125 mm/5") and small table saws. The DC 2900c has a sturdy steel chassis with large wheels, but is still light and portable.

## Part No DC 2900c

120000	230V /50Hz, EU
120003	230V /50Hz, UK
120008	230V /50Hz, CH
120013	115V /50Hz, UK
120015	115V /60Hz, US/CAN
120100	230V /50Hz, Auto start*, EU
120103	230V /50Hz, Auto start*, UK
120009	230V /50Hz, AU



## Supplied with (Part No)

- Suction hose (Ø38 mm/1.5"), 5 m/16 ft (2111)
- Suction hose, antistatic (Ø38 mm/1.5"), 5 m/16 ft (2012) UK/US/CAN models
- Connecting sleeve (2115)
- Coupling socket (2108)
- Floor nozzle B370/W17" (7235)
- Suction pipe Ø38 mm/1.5" (7257)
- Plastic bag (42702)
- Fine filter, cellulose (42029)
- HEPA H13 filter (42027)

## Technical data

HxWxD [mm/in]	1110x445x570/44x17x22
Weight [kg/lb]	16/35
Hose length Ø38 mm /1.5" [m/ft]	5/16
Collection container [l/gal]	20/5.3
Flow max, fan, EU [m³/h]	205
Flow max, fan, UK 115V/230V [m³/h]	190/205
Flow max, fan, US/CAN 115V [cfm]	126.5
Negative pressure, max, EU/UK [kPa]	24
Negative pressure, max, US/CAN [inwg]	96
Power 115/230V [W]	1284/1285
Sound level [dB(A)]	68

With **container**

# DC 2900<sup>H</sup>

Collection in a container makes the DC 2900a H ideal to use for sharp material such as metal chips.

## Part No DC 2900a H

121000	230V /50Hz, EU
121003	230V /50Hz, UK
121008	230V /50Hz, CH
121013	115V /50Hz, UK
121015	115V /60Hz, US/CAN
121100	230V /50Hz, Auto start*, EU



## Supplied with (Part No)

- Suction hose, antistatic (Ø38 mm/1.5"), 5 m/16 ft, (2012)
- Floor nozzle B370 /W17" (7235)
- Suction pipe Ø38 mm/1.5" (7257)
- Fine filter, polyester (42028)
- HEPA H13 filter (42027)

## Technical data

HxWxD [mm/in]	1145x445x630/45x17x25
Weight [kg/lb]	22/48
Hose length Ø38 mm /1.5" [m/ft]	5/16
Collection container [l/gal]	40/10.6
Flow max, fan, EU [m³/h]	205
Flow max, fan, UK 115V/230V [m³/h]	190/205
Flow max, fan, US/CAN 115V [cfm]	126.5
Negative pressure, max, EU/UK [kPa]	24
Negative pressure, max, US/CAN [inwg]	96
Power 115/230V [W]	1285/1285
Sound level [dB(A)]	68

\*) DC 2900 Auto start. Plug the handheld power tool into the power socket on the unit. Set the selector switch to the AUTO position. The dust extractor will start automatically when the power tool is started. Power connected tool – min 200 W.



## What do the letters mean against our products?

These letters describe which collection container comes with our machines. For our twin-models we use a combination, CL, AA and CA.

We also use abbreviations for the various performance, usage and material of the machines. We hope this will make your selection easier and quicker.

### Collection Containers:

- c Bag
- a Container
- L Longopac bag

### Performance, Usage and Material:

- H This device is H-classified and third party certified by a notified body according to EN 60335-2-69 Annex AA.
- P Turbo pump in Parallel drive
- S Turbo pump in Serial drive
- TR Compressed air driven
- EX ATEX
- SS Stainless Steel container/cyclone
- I Industry-line
- LPG Liquid Propane Gas powered
- Turbo Turbo-3-phase motor
- DCF Pre-Separator



# Single-Phase Dust Extractors

With Longopac

## DC 2900

The DC 2900 is our most popular dust extractor. It is suitable for vacuum cleaning and source extraction from handheld power tools (with suction casings up to Ø125 mm/5") and small table saws.

We are now launching DC 2900L with Longopac output, a flexible bag system, where dust is collected in a closed system. The DC 2900L can be ordered with a plastic bag/Longopac (DC 2900c/DC 2900L) or a container (DC 2900a).

### Part No DC 2900L

122000	230V, EU
122003	230V, UK
122008	230V, CH
122013	115V, UK
122015	115V, UL
122100	230V, Auto start*, EU
122108	230V, Auto start*, EU
122009	230V, AU

### Supplied with (Part No)

Suction hose (Ø38 mm/1.5"), 5 m/16 ft (2111)  
Suction hose, antistatic (Ø38 mm/1.5"), 5 m/16 ft (2012) UK/US/CAN models  
Connecting sleeve (2114)  
Coupling socket (2108)  
Floor nozzle B370/W17" (7235)  
Suction pipe Ø38 mm/1.5" (7257)  
Longopac mini 12 (44763)  
Fine filter, cellulose (42029)  
HEPA H13 filter (42027)

### Accessories (Part No)

Longopac mini 12 (6 pcs á 12 m) (44763)  
Longopac mini 23 (4 pcs á 23 m) (432177)



\*) DC 2900 Auto start. Plug the handheld power tool into the power socket on the unit. Set the selector switch to the AUTO position. The dust extractor will start automatically when the power tool is started. Power connected tool – min 200 W.

### Technical data

HxWxD [mm/in]	1110x445x570/44x17x22
Weight [kg/lb]	19/42
Hose length Ø38 mm /1.5" [m/ft]	5/16
Collection container [m/ft]	Longopac
Flow max, fan, EU [m³/h]	205
Flow max, fan, UK 115V/230V [m³/h]	190/205
Flow max, fan, US/CAN 115V [cfm]	126.5
Negative pressure, max, EU/UK [kPa]	24
Negative pressure, max, US/CAN [inwg]	96.4
Power 115V/230V [W]	1340/1285
Sound level [dB(A)]	68



## Single-Phase Dust Extractors

# DC Tromb H 400

Dustcontrol has taken the DC Tromb H 400 to a new level. There are now three new versions within the Tromb family: DC Tromb H 400 dust extractor, DCF Tromb pre-separator and a DC Tromb Twin dust extractor and pre-separator in one.

As always, we are focusing to meet modern safety requirements along with an ergonomic and modular function. One of the major updates is that the new DC Tromb Twin model is separable. The dust extractor and pre-separator are easily detached and re-assembled from each other making transport simple.

Other important updates include a simpler filter change system and a motor package that is easier to remove. As well as that, improved motors and a sturdier chassis mean that the whole range has gone through a major expansion and upgrade.



### Part No DC Tromb H 400

171500	c	230V 3000W, EU
171501	c	115V, UK
171502	c	115V, US
171503	c	2600W 230, UK
171507	c	115V, CAN
171508	c	230V 3000W, CH
171530	L	230V 3000W, EU
171531	L	115V, UK
171532	L	115V, US
171533	L	230V 2600W, UK
171537	L	115V, CAN
171538	L	230V 3000W, CH
172000	a	230V 3000W, EU
172001	a	115V, UK
172002	a	115V US
172003	a	230V /2600W, UK
172008	a	230V /3000W, CH
172500	cc	230V /3000W, EU
172507	cc	TWIN 115V, CAN
172530	cL	TWIN 230V /3000W, EU
172531	cL	TWIN 115V, UK
172532	cL	TWIN 115V, US
172537	cL	TWIN 115V, CAN
172538	cL	TWIN 230V /3000W, CH
172540	aL	TWIN 230V /3000W, EU
172520	aa	TWIN 230V /3000W, EU
172523	aa	TWIN 230V /2600W, UK
172528	aa	TWIN 230V /3000W, CH
172550	LL	TWIN 230V /3000W, EU
172552	LL	TWIN 115V, US
172557	LL	TWIN 115V, CAN
172539	cL	TWIN 230V /3000W, AU
171539-1	L	230V 2600W, AU
171539	L	230V 3000W, AU

1-phase



### Supplied with (Part No)

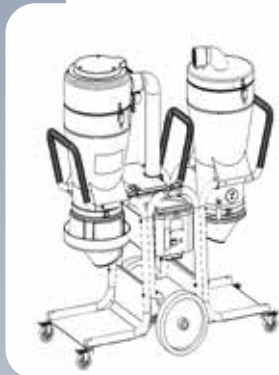
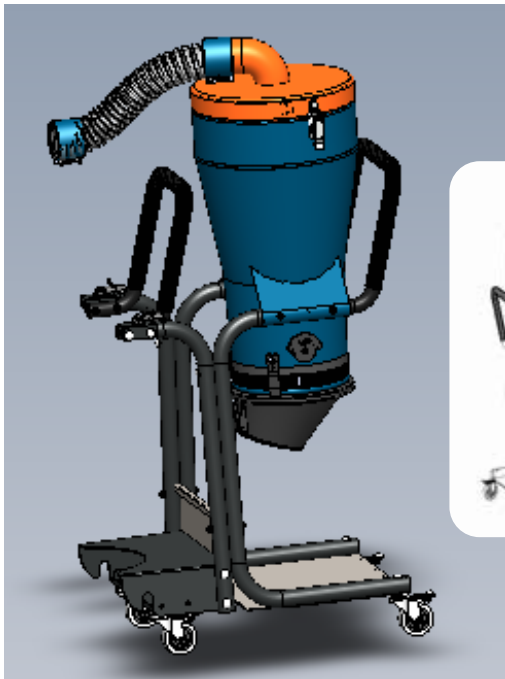
Connecting sleeve (2129)  
Coupling socket (2008)  
Suction hose antistatic (Ø50 mm /2") 5 m /16 ft (2013)  
Suction hose (Ø50 mm /2") 5 m /16 ft (2401) for model 171500 and 171508  
Floor nozzle B500 mm /W 19.7" (7238)  
Suction pipe (Ø50 mm /2") (7265)  
Fine filter, polyester (44017)  
HEPA H13 filter (44016)

### Discharge

a) 40 l /10.6 US gal container (40070) and 5 x plastic bags (42285)  
c) 10 x plastic bags (43619)  
L) Longopac 25 m /82 ft (432177)

### Technical data

HxWxD [mm/in]	1390x600x780/55x23x31
Weight [kg/lb]	a) 50/110.2 c) 46/101.4 L) 50/110.2
Inlet Ø [mm/in]	76/3
Collection container [l/gal]	a) 40/10.6 c) 20/5.3 L) Longopac
Flow max, fan, EU [m³/h]	420
Flow max, fan, UK 115V/230V [m³/h]	360/420
Flow max, fan, US/CAN 115V [cfm]	212
Negative pressure, max, EU/UK [kPa]	21 (+/- 10%)
Negative pressure, max, US/CAN [inwg]	84
Power 115/230V [W]	2100/2680/3000
Sound level [dB(A)]	70



## DC Tromb<sup>H</sup> Twin

### Supplied with (Part No)

Antistatic hose set (Ø50 mm /2") mm x 7,5 m/25 ft  
 (Part No 2013+2129+2008)  
 Floor nozzle (B500 mm /W 19.7") (7238)  
 Suction pipe (Ø50 mm /2") (7265)  
 a-model (AA, AL) 5 x plastic bags (42285)  
 c-model (CC) 10 x plastic bags (43619)  
 L-model (CL) Longopac 25 m (432177)  
 + 10 x plastic bags (43619)  
 Fine filter, polyester (44017)  
 HEPA H13 filter (44016)

### Technical data

HxWxD [mm/in]	1390x600x1280/55x23x50
Weight [kg/lb]	cc) 71/157
	cL) 80/177
Inlet Ø [mm/in]	76/3
Collection container [l/gal]	C) 20/5.3
	L) Longopac
Flow max, fan, EU [m <sup>3</sup> /h]	420
Flow max, fan, UK 115V/230V [m <sup>3</sup> /h]	360/420
Flow max, fan, US/CAN 115V [cfm]	212
Negative pressure, max, EU/UK [kPa]	21 (+/- 10%)
Negative pressure, max, US/CAN [inwg]	84
Power 115/230V [W]	2100/2680/3000
Sound level [dB(A)]	70

### Accessoires for DC Tromb Twin

With a DCF Tromb Kit you can connect the dust extractor DC Tromb Twin with the pre-separator DCF Tromb.

DCF Tromb Kit L (707010)  
 DCF Tromb Kit c (707011)  
 DCF Tromb Kit a (707012)

## Single-Phase Dust Extractors

# DC 3800

## Wood Shavings Extractor

The DC 3800 Wood Shavings Extractor is designed especially to be connected to the carpentry equipment. It is suitable for source extraction on most saws where continuous operation and a high degree of separation is required. The DC 3800 Wood Shavings Extractor is a robust mobile machine that is easy to move around.

As with all of Dustcontrol's mobile dust extractors, the DC Wood Shavings Extractor is very easy to service.

### Part No DC 3800 Wood Shavings Extractor

118400 230V /50Hz, EU



### Supplied with (Part No)

Connecting sleeve (2129)  
Suction hose Ø50 mm/2", 7.5 m/ 22 ft  
antistatic (2013)  
Floor nozzle B 500 mm / W 19.7" (7238)  
Suction pipe Ø50 mm/2" (7265)  
Plastic bag (4714)  
Fine filter, polyester (42025)  
HEPA H13 filter (42024)

### Technical data

HxWxD [mm/in]	1390x560x697/55x22x27
Weight [kg/lb]	37/81.6
Hose length Ø50 mm [m/ft]	7.5/22
Collection container [l/gal]	90/23.8
Flow max, fan, EU [m³/h]	320
Negative pressure, max, EU [kPa]	24
Power 115/230V [W]	2600
Sound level [dB(A)]	70

## Three-Phase Dust Extractors

With **direct start**

# DC Tromb Turbo

The DC Tromb Turbo is a medium sized dust extractor that expands the Tromb family. It is equipped with a powerful three-phase turbo motor which is suitable for heavy cleaning (38 mm/1.5" accessories) and is delivered with 7 m hose. Suitable for source extraction from medium sized power tools such as grinders, jack hammers and saws. Thanks to the tall cyclone, large filters and powerful motor package, it can handle large amounts of debris.

### Part No DC Tromb Turbo a/c/L

173500	a	2.2kW, EU
173100	c	2.2kW, EU
173300	L	2.2kW, EU
173502	a	4hp 460V /60Hz, US
173102	c	4hp 460V /60Hz, US
173302	L	4hp 460V /60Hz, US
173107	c	4hp 600V /60Hz, CAN



### Supplied with (Part No)

Suction hose set, 7 m /23 ft, 5 m /16 ft (Ø50 mm /2") and 2 m /6.5 ft (Ø38 mm /1.5"), (2126)  
 Floor nozzle B450 mm (7236)  
 Suction pipe (Ø38 mm /1.5") (7257)  
 Connecting sleeve (2114)  
 Coupling socket (2107)  
 Fine filter, polyester (44017)  
 HEPA H13-filter (44016)  
 a-model 5 x plastic bags (42285)

### Technical data

HxWxD [mm/in]	1390x600x840/55x23x33
Weight [kg/lb]	a) Container 88/194 c) Bag 84/185 L) Longopac 86/190
Collection container [l/gal]	a) 40/10.6 c) 20/5.3 L) Longopac
Flow max, fan, EU [m³/h]	260
Flow max, fan, US/CAN [cfm]	186
Negative pressure, max, EU [kPa]	28
Power [kW]	2.2
Sound level [dB(A)]	72

With **frequency inverter (VFD)**

# DC Tromb Turbo

DC Tromb Turbo is also available with a frequency inverter (VFD) and we would like to introduce the Longopac version. This model gives approx. 50% more filter area on the HEPA filter than its predecessor (5% more filter area for the fine filter). New safety features such as overheating protection is added. With the semi automatic filter cleaning and quick coupling for filter change, this machine gets the job done.

### Part No DC Tromb Turbo VFD a/c/L

173400	a	2.2kW, EU
173000	c	2.2kW, EU
173200	L	2.2kW, EU



### Supplied with (Part No)

Connecting sleeve (2129)  
 Coupling socket (2008)  
 Suction hose antistatic (Ø50 mm /2") 5 m/16 ft (2013)  
 Floor nozzle B500 mm /W 19.7" (7238)  
 Suction pipe (Ø50 mm /2") (7265)  
 Fine filter, polyester (44017)  
 HEPA H13 filter (44016)  
 a-model 5 x plastic bags (42285)

### Technical data

HxWxD [mm/in]	1390x600x840/55x23x33
Weight [kg/lb]	a) Container 96/212 c) Bag 92/202 L) Longopac 94/207
Collection container [l/gal]	a) 40/10.6 c) 20/5.3 L) Longopac
Flow max, fan, EU [m³/h]	400
Negative pressure, max, EU [kPa]	30
Power [kW]	2.2
Power Frequency Converter [kW]	4
Sound level [dB(A)]	84

## Three-Phase Dust Extractors

# DC Storm

## Powerful, reliable and safe mobile dust extraction

The DC Storm is a powerful and reliable mobile dust extractor. They are built on a robust and sturdy steel chassis for maximum durability, for example on construction sites. With a direct-driven, three-phase turbopump, the DC Storm is suitable for continuous operation, conveying heavy material away, source extraction and cleaning.

The DC Storm provides sufficient air flow for several users at the same time and it can also be used as a semi-mobile central unit in a tubing system. It is suitable for source extraction for grinding discs up to approx. 800 mm/ 31" in diameter.

Three basic models are available: bag (c), container (a) and Longopac (L), each powered by a 4 kW, 7.5 kW or a 10 hp motor.

The DC Storm 700 is also equipped with a frequency converter, very useful when only 16A are available. This machine is equipped with a PTFE filter extracting large quantities of concrete dust and is suitable for example floor grinding.

Info of all our models – DC Storm 500, DC Storm 600 and DC Storm 700 is presented on the following pages.

### Part No DC Storm 500 c/a/L

119400	c	400V /50Hz /4kW
119402	a	400V /50Hz /4kW
119430	L	400V /50Hz /4kW



## DC Storm 500 With plastic bag

### Supplied with (Part No)

Coupling socket (2107)
Coupling socket (2008)
Suction hose (Ø50 mm /2") 7.5 m /22 ft (2401)
Floor nozzle B500 mm /W 19.7" (7238)
Suction pipe (Ø50 mm /2") (7265)
10 x plastic bags (46145)
Fine filter, polyester (44212)
HEPA H13 filter (42869)

### Technical data

HxWxD [mm/in]	1790x780x1160/70x31x46
Weight [kg/lb]	178/392.4
Collection container [l/gal]	60/15.9
Flow max, fan, EU [m³/h]	500
Negative pressure, max, EU [kPa]	25
Power [kW]	4
Sound level [dB(A)]	75



**DC Storm** 500 With **container**

**Supplied with** (Part No)

- Coupling socket (2107)
- Coupling socket (2008)
- Suction hose antistatic (Ø50 mm /2") 7.5 m/22 ft (2013)
- Floor nozzle B500 mm /W 19.7" (7238)
- Suction pipe (Ø50 mm /2") (7265)
- Container 75 l /20 US gal (7368)
- Fine filter, polyester (44212)
- HEPA H13 filter (42869)

**Technical data**

HxWxD [mm/in]	1790x780x1160/70x31x46
Weight [kg/lb]	180/396.8
Collection container [l/gal]	75/19.8
Flow max, fan, EU [m³/h]	500
Negative pressure, max, EU [kPa]	25
Power [kW]	4
Sound level [dB(A)]	75



**DC Storm** 500 With **Longopac**

**Supplied with** (Part No)

- Coupling socket (2107)
- Coupling socket (2008)
- Suction hose antistatic (Ø50 mm /2") 5 m/16 ft (2013)
- Floor nozzle B 500 mm /W 19.7" (7238)
- Suction pipe (Ø50 mm /2") (7265)
- Longopac 25 m /82 ft (44077)
- Fine filter, polyester (44212)
- HEPA H13 filter (42869)

**Technical data**

HxWxD [mm/in]	1790x780x1160/70x31x46
Weight [kg/lb]	178/392
Collection container [mm/ft]	Longopac 25/82 flexible
Flow max, fan, EU [m³/h]	500
Negative pressure, max, EU [kPa]	25
Power [kW]	4
Sound level [dB(A)]	75

## Three-Phase Dust Exctrators

### DC Storm 600c

#### Supplied with (Part No)

Coupling socket (2107)  
Coupling socket (2008)  
Suction hose antistatic (Ø50 mm /2")  
7.5 m/22 ft (2013)  
Floor nozzle B500 mm /W 19.7" (7238)  
Suction pipe (Ø50 mm /2") (7265)  
10 x plastic bags (46145)  
Fine filter, polyester (44212)  
HEPA H13 filter (42807)

### DC Storm 600a

#### Supplied with (Part No)

Coupling socket (2107)  
Coupling socket (2008)  
Suction hose antistatic (Ø50 mm /2")  
7.5 m/ 22 ft (2013)  
Floor nozzle B500 mm /W 19.7" (7238)  
Suction pipe (Ø50 mm /2") (7265)  
Container 75 l /20 US gal (7368)  
Fine filter, polyester (44212)  
HEPA H13 filter (42807)

### DC Storm 600L PTFE

#### Supplied with (Part No)

Coupling socket (2107)  
Coupling socket (2008)  
Suction hose antistatic (Ø50 mm /2")  
7.5 m/22 ft (2013)  
Floor nozzle B500 mm /W 19.7" (7238)  
Suction pipe (Ø50 mm /2") (7265)  
Longopac 25 m /82 ft (44077)  
Fine filter, PTFE (44081)  
HEPA H13 filter (42807)

# DC Storm 600

#### Technical data

HxWxD [mm/in]	1790x780x1160/70.5x31x45.5
Weight [kg/lb]	201/443
Collection container [l/gal]	60/13.6
Flow max, fan, US/CAN [cfm]	353
Negative pressure, max, US/CAN [inwg]	96
Power [hp]	10
Sound level [dB(A)]	75

#### Technical data

HxWxD [mm/in]	1790x780x1160/70.5x31x45.5
Weight [kg/lb]	203/447.5
Collection container [l/gal]	75/17
Flow max, fan, US/CAN [cfm]	353
Negative pressure, max, US/CAN [inwg]	96
Power [hp]	10
Sound level [dB(A)]	75

#### Technical data

HxWxD [mm/in]	1790x780x1160/70.5x31x45.5
Weight [kg/lb]	201/443
Collection container [mm/ft]	Longopac 20/65 flexible
Flow max, fan, US/CAN [cfm]	353
Negative pressure, max, US/CAN [inwg]	96
Power [kW]	7.4
Sound level [dB(A)]	75



#### Part No DC Storm 600c

119407 460V /60Hz /10hp, US  
119436 220/380V /60Hz /10hp, US  
119408 600V /60Hz /10hp, CAN

#### Part No DC Storm 600a

119409 460V /60Hz /10hp, US  
119437 220/380V /60Hz /10hp, US  
119410 600V /60Hz /10hp, CAN

#### Part No DC Storm 600L PTFE

119434 460V /60Hz /10hp, US  
119435 220/380V /60Hz /10hp, US





## Three-Phase Dust Extractors

# DC Storm 700

The DC Storm 700 is also equipped with a frequency converter, very useful when only 16A are available. This machine is equipped with a PTFE filter extracting large quantities of concrete dust and is suitable, for example, floor grinding.

## DC Storm 700c

### Supplied with (Part No)

Coupling socket (2107)  
Coupling socket (2008)  
Suction hose (Ø50 mm /2") 7.5 m/  
22 ft (2401)  
Floor nozzle B500 mm /W 19.7" (7238)  
Suction pipe (Ø50 mm /2") (7265)  
10 x plastic bags (46145)  
Fine filter, polyester (44212)  
HEPA H13 filter (42807)

### Technical data

HxWxD [mm/in]	1790x780x1160/70x31x46
Weight [kg/lb]	210/463
Collection container [l/gal]	60/15.9
Flow max, fan, EU [m³/h]	700
Negative pressure, max, EU [kPa]	22
Power [kW]	7.5
Sound level [dB(A)]	75



## DC Storm 700a

### Supplied with (Part No)

Coupling socket (2107)  
Coupling socket (2008)  
Suction hose antistatic (Ø50 mm /2")  
7.5 m/ 22 ft (2013)  
Floor nozzle B500 mm /W 19.7" (7238)  
Suction pipe (Ø50 mm /2") (7265)  
Container 75 l /20 US gal (7368)  
Fine filter, polyester (44212)  
HEPA H13 filter (42807)

### Technical data

HxWxD [mm/in]	1790x780x1160/70x31x46
Weight [kg/lb]	214/472
Collection container [l/gal]	75/20
Flow max, fan, EU [m³/h]	700
Negative pressure, max, EU [kPa]	22
Power [kW]	7.5
Sound level [dB(A)]	75

## DC Storm 700L PTFE

### Supplied with (Part No)

Coupling socket (2107)  
Coupling socket (2008)  
Suction hose antistatic (Ø50 mm /2")  
7.5 m/22 ft (2013)  
Floor nozzle B500 mm /W 19.7" (7238)  
Suction pipe (Ø50 mm /2") (7265)  
Longpac 25 m /82 ft (44077)  
Fine filter, PTFE (44081)  
HEPA H13 filter (42807)

### Technical data

HxWxD [mm/in]	1790x780x1160/70x31x46
Weight [kg/lb]	212/467.4
Collection container [l/gal]	Longopac 25/82 flexible
Flow max, fan, EU [m³/h]	700
Negative pressure, max, EU [kPa]	22
Power [kW]	7.5
Sound level [dB(A)]	75



### Part No DC Storm 700c/a

19403 DC Storm 700c, 400V /50Hz VFD  
119418 DC Storm 700a, 400V /50Hz VFD

### Part No DC Storm 700L PTFE

119419 400V /50Hz /7.5 kW VFD

## Three-Phase Dust Extractors

# DC 5900 9.2kW S

This machine is primarily intended to be used for pneumatic conveying or the removal of very heavy material in conjunction with a pre-separator. The extra-large suction capacity can also be utilised for regular source extraction and cleaning, in situations where extra long hoses up to 50 m are required. To prevent overheating during intensive use, the pump has been equipped with a cold air intake.

The reverse pulse filter cleaning system provides extra-long filter life and ensures no loss of suction.

### Part No DC 5900 9.2 kW S

119341 a 400V /50Hz  
119340 c 400V /50Hz

3-phase 



### Supplied with (Part No)

#### Discharge

- a) 75 l /20 US gal container (40070)
- c) 10 x plastic bags (46145)

Fine filter, polyester (429204)  
HEPA H13 filter (42807)

### Technical data

HxWxD [mm/in]	1942x780x1160/76x30x45
Weight [kg/lb]	200/440.9
Collection container [l/gal]	a) Container 75/19.8 c) Bag 60/15.8
Flow max, fan, EU [m³/h]	500
Flow max, fan, US/CAN 115V [cfm]	294.3
Negative pressure, max, EU [kPa]	40
Negative pressure, max, US/CAN [inwg]	161
Power [kW]	9.2
Sound level [dB(A)]	75

# DC 5900 9.2kW P

DC 5900 9.2kW P, is a powerful machine with sufficient capacity to support up to three users simultaneously with tasks such as cleaning with Ø38mm cleaning equipment and two more operators with hand-held grinders, saws, drills or with two users with Ø50mm cleaning equipment.

The machine is especially suitable for placed in the basement and with a standing Ø76mm pipe or hose system installed as a riser in stairwells. At each floor, you can then effectively connect the machine's hose through a manifold with flap valve.

### Part no DC 5900 9.2kW P a/c/L

119301 a 75 l container  
119305 c 60 l bag  
119333 L Longopac  
119336 L 460V /15hp 60Hz, US/CAN  
119314 c 460V /15hp 60Hz, US/CAN  
119315 a 460V /15hp 60Hz, US/CAN  
119316 c 600V /15hp 60Hz, US/CAN  
119317 a 600V /15hp 60Hz, US/CAN

3-phase 



### Supplied with (Part No)

#### Discharge

- a) 75 l /20 US gal container (40070)
- c) 10 x plastic bags (46145)
- L) Longopac 25 m /82 ft (44077)

Fine filter, polyester (4292)  
HEPA H13 filter (42807)

### Technical data

HxWxD [mm/in]	1942x780x1160 /76x30x45
Weight [kg/lb]	210/463
Collection container [l/gal]	a) Container 75/19.8 c) Bag 60/15.8, L) Longopac
Flow max, fan, EU [m³/h]	800
Flow max, fan, US/CAN [cfm]	470.9
Negative pressure, max, EU [kPa]	28
Negative pressure, max, US/CAN [inwg]	112
Power [kW]	9.2
Sound level [dB(A)]	75

### Accessoires for DC 5900 9.2kW P c/a

Adapt the DC 5900 c into the Longopac solution with the following kit:

Adaption Kit for Longopac Midi (44248)



# I-Line – Quiet and Powerful

In some industrial applications, a portable dust extractor is preferred over a stationary system. In some of these industrial settings, sound can be a detriment or health hazard, a quiet unit is often desirable. Dustcontrol's I-line are as portable indoor vacuum units since the vacuum producer is highly sound insulated.

The I-line dust extractors can be docked to a permanent or temporary tubing system. Ideally these units are used for sour-

ce extraction with handheld power tools, but can also be used for heavy cleaning, such as metal chips. The vacuum producer is a turbo pump directly driven by a three-phase motor, providing reliability, long life and minimal service requirements. The characteristics of the turbo pump are well suited for heavy cleaning and material transport – the greater the resistance, the more vacuum generated.

## DC 3800 I 3-phase H

The DC 3800i combines central system performance with the flexibility of a portable machine. It is used with Ø1.5"/38 mm accessories for heavier applications such as lathes and milling machines that generate large volumes of particles and chips. It is suitable for welding, metal chip, aluminum chips, swarf, material transport and cleaning.

### Part No DC 3800 I

13556A05K0 230/ 400V /50Hz, 2.2 kW  
117206 230/ 460V /60Hz, 4 hp, USA/CAN



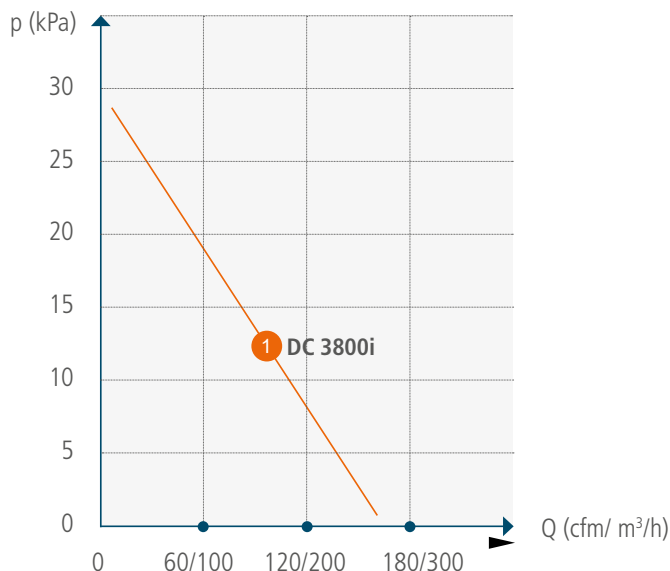
### Supplied with (Part No)

**13556A05K0:** Suction hose 7 m (5 m Ø50 and 2 m Ø38, standard) (2125)

**117206:** Antistatic hose set total 23'/ 7 m (Ø 1.5" x 6' + Ø2" x 17'/Ø 38 mm x 2 m + Ø50 mm x 5 m) (2126 + 2107 + 2114):

- Aluminium floor tool B 450, Ø1.5"/38 mm (7236)
- Suction pipe Ø1.5"/38 mm (7257)
- Chrome steel flat nozzle, Ø1.5"/38 mm, L=16"/400 mm (7213)
- Suction brush Ø1.5"/Ø38 (7278)
- Hand pipe Ø1.5"/Ø38 (7035)
- Container 10.5 gal/40 l (40070)
- Fine filter, polyester (42025)

### Capacity Air flow DC 3800i – I-Line



### Technical data

HxWxD [mm/in]	590x270x440/147x66x110
Weight [kg/lb]	86/190
Inlet [mm/in]	Ø50/2
Hose length max rec	15'–90' (Ø 2")/ 5-30 m (50 mm)
Collection container [l/gal]	40/10.5
Flow max, fan, EU [m³/h]	260
Flow max, fan, US/CAN [cfm]	156
Negative pressure, max, EU [kPa]	30
Negative pressure, max, US/CAN [inwg]	120
Motor Nameplate [kW/hp]	2.2/4
Fine Filter area, [m²/ft²]	1.8/19.5
<b>Filter efficiency</b>	
(EN 60335-2-69, Class M)	99.9 %
Sound level [dB(A)]	60

# Powered by Propane

Clean burning propane and the reliability of Dustcontrol powered by a 21 hp engine. Designed for the user with class leading capacity and minimal maintenance requirements, the unit will operate approximately 8 hours on a full tank and the machine is equipped with an external self-discharging cyclonic air filter with visual filter monitor.



DC Storm LPG 

## Packed with Features

- Effective reverse pulse cleaning on the main filter. Extends filter life.
- High efficiency, true cyclonic primary dust separation. Relieves filter loading, minimizes down-time and maximizes up-time.
- H13 HEPA filtration. Filters even the most dangerous respirable particulate and keeps your crew safe.
- Large pneumatic wheels, locking casters and an ergonomic handle. Easily moved and manoeuvred.
- Integrated fork pockets in the chassis for ease of loading and movement from place to place.
- Reliable belt drive and automatic mechanical clutch.
- Low maintenance 21 hp motor with standard oil cooler and low oil pressure shut down.
- Three way catalytic muffler, O<sub>2</sub> sensor, auto shut-down and alarm indication.
- Key start and all operator controls in one place.
- Remote battery charger hook up point and LED battery monitor.
- 2 x 18 W LED Work Lamps for when you get into those out of the way places.
- 2 x USB outlets to keep your mobile devices charged.

## Supplied with (Part No) Discharge

- a) 75 l /20 US gal container (40070)
- c) 10 x plastic bags (46145)
- L) Longopac 25 m /82 ft (44077)

Work lamp (44410)  
Finefilter, PTFE (44081)  
HEPA H13filter (42807)

## Technical data

HxWxD [mm/in]	1800x7900x1600/70x31x63
Weight [kg/lb]	375/826
Tank volume [kg/lb]	15.4/33½
Collection container [m/ft]	Longopac 25/82 flexible
Flow max, fan, EU [m³/h]	820
Flow max, fan, UK/US/CAN [cfm]	483
Negative pressure, max, EU [kPa]	30
Negative pressure, max, UK/US/CAN [inwg]	120
Engine power (Vanguard) [hp]	21
Final filtration	HEPA H13 filter
Sound level [dB(A)]	79

## Part No DC Storm LPG c/L

119902	DC Storm LPG a
119900	DC Storm LPG c
119901	DC Storm LPG L



## EX-Line

DC 1800 H EX

DC 2800 H EX



DC 1800 H EX

DC 2800 H EX

### Part No DC 1800 H EX

124000	230V /50/60Hz, EU
124001	230V /50/60Hz, UK
124002	115V /50/60Hz, UK
124003	115V /50/60Hz, US/CAN

### Part No DC 2800 H EX

124100	230V /50/60Hz, EU
124101	230V /50/60Hz, UK
124103	115V /50/60Hz, US/CAN



II 3D Ex tc IIIB T5 Dc IP54 10°C <=ta <=30°C



## EX-Line

The DC 1800 and 2800 H EX are suitable for general cleaning and source extraction. The DC 1800 H EX is small and lightweight and as such, suitable for those that need a highly portable machine that still is powerful enough for source extraction. The DC 1800 and 2800 H EX are equipped with a steel container. The machines are equipped with a brushless motor (for spark-free operation) and certified to IP54 standard (non conductive dust).

The EX-line is especially designed for industries where there is a risk of explosion and also high demands for clean production, such as the wood, food production and electronics industries. The machines fulfil the requirements of the ATEX Zone 22 directive 2014/34/EU. Cleaning accessories from Dustcontrol are also available to meet these regulations.

Zone 22 is an area where an explosive environment, created by combustible airborne substances, does not occur in normal operation or only occurs short-term. These machines are equipped with steel containers, earth-bonded parts and antistatic accessories.

### The machines for non-conducting material

are enclosed to IP54 standard.

**For conductive material, IP65 standard is required.**

The machines are virtually maintenance free and can extract dust in a vast range of applications such as source extraction when using power tools for grinding, cutting and drilling applications as well as general cleaning.

### Supplied with (Part No) DC1800 / DC 2800 H EX

- Suction hose ATEX, Ø38, 5 m/ 20 in. (2027)
- Coupling socket (2115)
- Coupling socket 50/38 (2108)
- Floor nozzle (7235E)
- Suction pipe Ø38 mm/1.5" (7257)
- Plastic bag (42951)
- Fine filter, polyester, antistatic (42028-01)
- HEPA H13 filter (42027)

### Technical data DC1800 / DC 2800 H EX

HxWxD DC 1800 [mm/in]	840x400x400/33x16x16
HxWxD DC 2800 [mm/in]	1200x440x600/47x17x24
Weight DC 1800 [kg/lb]	16.5/36.4
Weight DC 2800 [kg/lb]	24.5/54
Collection container DC 1800 [l/gal]	20/5.3
Collection container DC 2800 [l/gal]	40/10.6
Flow max, fan, EU [m³/h]	200
Flow max, fan, US/CAN 115V [cfm]	117.7
Negative pressure, max, EU [kPa]	27
Negative pressure, max, US/CAN [inwg]	108.4
Power 115/230V [W]	1500/1500
Sound level [dB(A)]	70

## EX-Line

DC **1800** H EX SS

DC **2800** H EX SS



DC 1800 H EX SS

DC 2800 H EX SS

### Part No DC 1800 H EX SS

124004	230V /50/60Hz, EU
124005	115V/60Hz US/CAN
124011	230V /50/60Hz, UK

### Part No DC 2800 H EX SS

124104	115V /60Hz, US/CAN
124105	230V /50Hz, EU



Ex II 3D Ex tc IIIB T5 Dc IP54 10°C <ta <=30°C

## EX-Line

### Stainless Steel

Dustcontrol's DC 1800/2800 H EX SS are valued both for its easy handling and capacity when being used to reduce the risks of potential dust explosions in ATEX Zone 22 (non-conductive dust).

However, there are areas with high hygienic demands (e.g. the food processing industry), which surpass the abilities of our standard DC 1800/2800 H EX SS.

Suitable for operation in environments with potentially combustible dust (non-conductive); stainless steel design enables the use of alkaline wash solutions; high resistance to acids.

### Supplied with (Part No) DC1800 / DC 2800 H EX SS

Suction hose ATEX, Ø38, 5 m/ 20 in. (2027)  
Coupling socket (2115)  
Coupling socket 50/38 (2108)  
Floor nozzle (7235E)  
Suction pipe Ø38 mm/1.5" (7257)  
Plastic bag (42951)  
Fine filter, polyester, antistatic (42028-01)  
HEPA H13 filter (42027)

### Technical data DC1800 / DC 2800 H EX SS

HxWxD DC 1800 [mm/in] / DC 2800 [mm/in]	830x400x400/33x16x16
HxWxD DC 2800 [mm/in]	1200x440x600/47x17x24
Weight DC 1800 [kg/lb]	16.5/36.4
Weight DC 2800 [kg/lb]	24.5/41.9
Collection container DC 1800 [l/gal]	20/3.9
Collection container DC 2800 [l/gal]	40/10.6
Flow max, fan, EU [m³/h]	200
Flow max, fan, US/CAN 115V [cfm]	117.7
Negative pressure, max, EU [kPa]	27
Negative pressure, max, US/CAN [inwg]	108.4
Power 115/230V [W]	1500/1500
Sound level [dB(A)]	70

## EX-Line

# DC Tromb Turbo EX

The DC Tromb Turbo EX for ATEX zone 22 is a medium sized dust extractor that expands the Tromb Family. It is equipped with a powerful three-phase turbo motor suitable for heavy cleaning (38 mm/1.5" accessories) and is delivered with 7 m hose. It is certified to IP65 standard, ATEX zone 22 (conductive dust).



### Part No DC Tromb Turbo EX

**173700** 2.2 kW 400V /50Hz  
**173702** 4hp 460V /60Hz, US/CAN



**Ex** II 3D T4 IP65, 10<=t<=40°C

### Supplied with (Part No)

Suction hose Ø38/50 (2027 (2m), 2028 (5 m))  
 Floor nozzle (7236E)  
 Suction pipe (Ø38 mm /1.5") (7257)  
 Antistatic Fine filter, polyester (44017-1)  
 HEPA H13-filter (44016)  
 Plastic bag (5 pcs) (42285)

### Technical data

HxWxD [mm/in]	1390x600x840/55x24x33
Weight [kg/lb]	Container 88/194
Collection container [l/gal]	40/10.5
Flow max, fan, EU [m³/h]	260
Negative pressure, max, EU [kPa]	28
Power [kW]	2.2
Sound level [dB(A)]	72

II 3D Ex tc IIIB T5 Dc IP54 10°C <=ta <=30°C

# DC 5800 Turbo EX

The DC 5800 H Turbo EX is designed for big hand-held power tools and heavy cleaning. The unit is of robust and sturdy design for maximum dependability, coupled with a direct driven turbo pump for continuous operation. It is certified to IP65 standard (conductive dust).



### Part No DC 5800 Turbo EX

**119312** 4 kW 400V /50Hz  
**119313** 10 hp 460V /60Hz



**Ex** II 3D T4 IP65, 10<=t<=40°C

### Supplied with (Part No)

Suction hose ATEX, Ø50 mm, 7.5 m (2028)  
 Floor nozzle (7238E)  
 Suction pipe, Ø50 mm/2" (7265)  
 Fine filter, antistatic (429206)  
 HEPA H13 filter (42869)  
 Plastic bag (5psc) (42111)

### Technical data

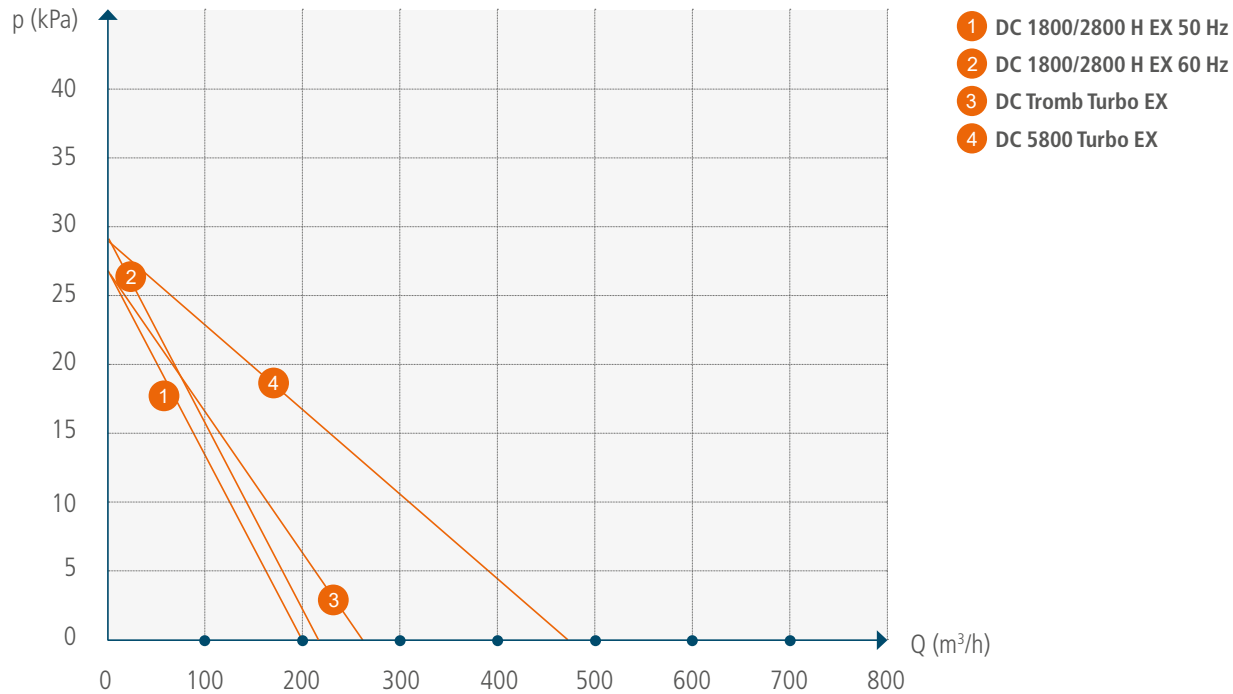
HxWxD [mm/in]	1942x780x1160/76x31x46
Weight [kg/lb]	170/375
Collection container [l/gal]	40/10.5
Flow max, fan, EU [m³/h]	470
Negative pressure, max, EU [kPa]	28
Power [kW]	4
Sound level [dB(A)]	75



# Guide to the right EX-machine



## Capacity air flow EX-Line



TECHNICAL DATA	DC 1800 H EX	DC 2800 H EX	DC Tromb Turbo EX	DC 5800 Turbo EX
HxWxD [mm/in]	830x402x382/33x16x15	1110x440x550/43x17x22	1390x600x840/55x24x33	11942x780x1160/76x31x46
Weight [kg/lb]	16.5/36.4	24.5/54	70/154	ca 170/375
Inlet [mm/in]	X 50/2	X 50/2	X 50/2	X 76/3
Hose length, Ø50 mm [m/in]	5/197 (Ø38)	5/197 (Ø38)	5–20/197–784	5–30/197–1181
Collection container [l/gal]	20/5.3	40/10.5	40/10.5	40/10.5
Flow max, fan, EU [m³/h]	200	200	260	470
Flow max, fan, US/CAN [cfm]	117.7	117.7	153	276
Flow max, fan, EU [m³/h]	27	27	28	28
Flow max, fan, US/CAN [cfm]	100	100	112	112
Power 115/230V [W]	1500/1300	1500/1300	2200	4000
Filter area, fine filter [m²/ft²]	1.5 /16	1.5/16	2.5/27	8.4/90
<b>Degree of separation fine filter</b>				
EN 60335-2-69, Class M [%]	99	99	99	99
Filter area microfilter [m²/ft²]	0.85/9	0.85/9	2.2/23.6	2.7/29
<b>Degree of separation</b>				
Microfilter EN 1822-1	HEPA H13	HEPA H13	HEPA H13	HEPA H13
EN 60335-2-69, Class H [%]	99.995	99.995	99.995	99.995
Sound level [dB(A)]	70	70	72	75
Zone	22	22	22	22

## Compressed Air Driven Dust Extractors

# DC 1800 TR EX

The DC 1800/2800 TR EX removes dust in three stages. The first separation occurs in the unit's cyclone, which is a very efficient separation of all the coarser dust. The finer dust is separated in the unit's filter cartridges, and then the HEPA filter takes care of the rest of the dust. Filter cleaning with pulse provides long filter life and constant capacity. Vacuum is created in the ejector. The ejector is maintenance free.

**Part No DC 1800 TR EX** 101890

### Supplied with (Part No)

Fine filter, polyester, antistatic (42028-01)  
Plastic bags (42384)  
HEPA H13 filter (42027)



### Technical data

HxWxD [mm/in]	320x150x150/ 82.5x38x38
Weight [kg/lb]	10/22
Inlet [mm/in]	Ø50/2
Hose l max rec'd (Ø 2"/50 mm)	15' /5 m
Collection container [l/gal]	20/5.3
Flow max [m³/h/cfm]	102/170
CA consumption at 90psi /7 bar	5.3 gal/s /20 l/s
Air Connection	½" ball valve
Negative pressure, max [kPa/inwg]	16/64
Fine Filter area [ft²/m²]	16/1.5
<b>Filtration efficiency</b>	102/170
- EN 60335-2-69, Class M [%]	99
HEPA Filter area [ft² /m²]	9.1/0.85
<b>HEPA Filter efficiency</b>	
- EN 60335-2-69, Class H [%]	99.995
- EN 1822-1	HEPA H13
Sound level [dB(A)]	68

# DC 2800 TR EX

Description see DC 1800 TR EX above.

**Part No DC 2800 TR EX** 121090

### Supplied with (Part No)

Fine filter, polyester, antistatic (42028-01)  
Plastic bags, 5 pcs (42285)  
HEPA H13 filter (42027)



### Technical data

HxWxD [mm/in]	470x170x220/ 119.5x44x55
Weight [kg/lb]	19/42
Inlet [mm/in]	Ø50/2
Hose l max rec'd (Ø2" /50 m)	15' /5 m
Collection container [l/gal]	40/10.5
Flow max [m³/h/cfm]	170/102
CA consumption at 90psi/7bar	5.3 gal/s /20 l/s
Air Connection	½" ball valve
Negative pressure, max [kPa/inwg]	16 /64
Fine Filter area [m²/ft²]	16 /1.5
<b>Filtration efficiency</b>	
- EN 60335-2-69, Class M [%]	99
HEPA Filter area [m²/ft²]	9.1/0.85
<b>HEPA Filter efficiency</b>	
- EN 60335-2-69, Class H [%]	99.995
- EN 1822-1	HEPA H13
Sound level [dB(A)]	68

## Compressed Air Driven Dust Extractors

# DC 3800 TR EX

The DC 3800 TR EX is a compressed air driven extractor for use in areas where electrical power is not available or practical. The DC 3800 TR EX is a machine with large suction capacity and robust construction while still being compact and easy to manoeuvre. It is ideal for source extraction on most types of hand-held tools and for industrial cleaning (38 mm and 50 mm system).

**Part No DC 3800 TR EX** 117100

### Supplied with (Part No)

Plastic bag, standard antistatic, ESD (42384)  
Fine filter, antistatic (4202501)  
HEPA H13 filter (42024)



### Technical data

HxWxD [mm/in]	550x240x360/ 139x60x92
Weight [kg/lb]	38/84
Inlet, (nom)	Ø 2"/50 mm
Hose l max rec'd (Ø2" /50 mm)	15'-50'/5-15m
Collection container [l/gal]	40/10.5
Flow max [ft <sup>3</sup> / m <sup>3</sup> /h]	14126/400
CA consumption at 90psi/6 bar	63.5 cfm/20 l/s
Air Connection	1" ball valve
Negative pressure, max [kPa/	20/80
Fine Filter area [ft <sup>2</sup> /m <sup>2</sup> ]	19.3/1.8
<b>Filtration efficiency</b>	
- EN 60335-2-69, Class M	99 %
HEPA Filter area [ft <sup>2</sup> /m <sup>2</sup> ]	16/1.5
<b>HEPA Filter efficiency</b>	
- EN 60335-2-69, Class H	99.995 %
- EN 1822-1	HEPA H13
Sound level [dB(A)]	75

# DC 5900 TR

The DC 5900 TR is a machine driven by compressed air for use in areas where electricity is not available or not permitted. The DC 5900 TR has a very robust design and extra high extraction power, which makes it ideal for source extraction on bigger machinery and in mines. It is also ideal for source extraction from most types of hand-held power tools.

**Part No DC 5900 TR** 119390

### Supplied with (Part No)

Plastic bags, 5 pcs (46145)  
Fine filter, polyester (429204)  
HEPA H13 filter (42869)



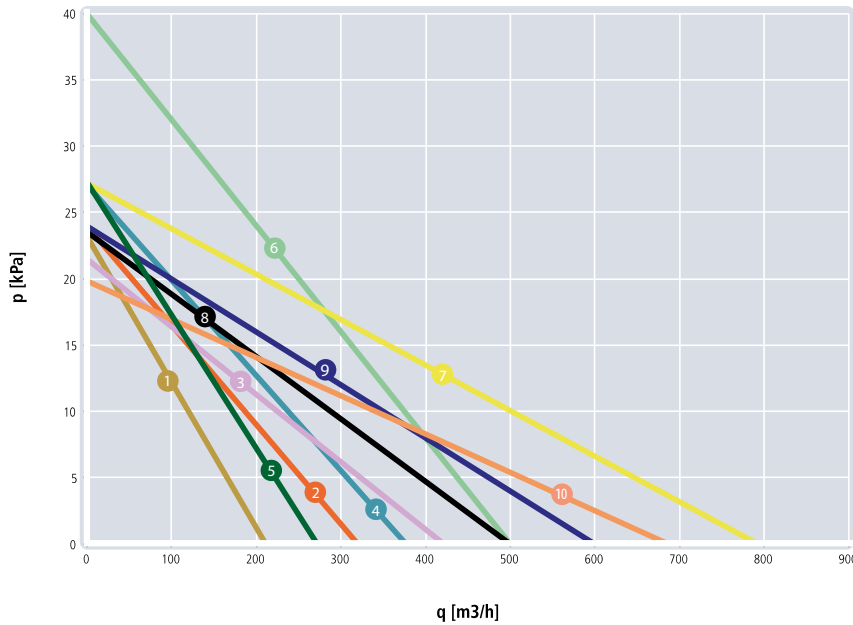
### Technical data

HxWxD [mm/in]	710x300x400/ 180x76x100
Weight [kg/lb]	150/330
Inlet [mm/in]	Ø76/3
Hose l max rec'd	15'-50'/5-10m
Collection container [l/gal]	60/15.5
Flow max [m <sup>3</sup> /h / cfm]	500/300
CA consumption at 90psi /6bar	90 cfm/3.6m <sup>3</sup> /m
Air Connection	1" ball valve
Negative pressure, max [kPa/	21/84
Fine Filter area [ft <sup>2</sup> /m <sup>2</sup> ]	53.8/5
<b>Filtration efficiency</b>	
EN 60335-2-69, Class M	99 %
HEPA Filter area [m <sup>2</sup> /ft <sup>2</sup> ]	16/1.5
<b>HEPA Filter efficiency</b>	
- EN 60335-2-69, Class H [%]	99.995
- EN 1822-1	HEPA H13
Sound level [dB(A)]	75

# Guide to the right machine

Pressure generation and air flow of our mobile dust extractors

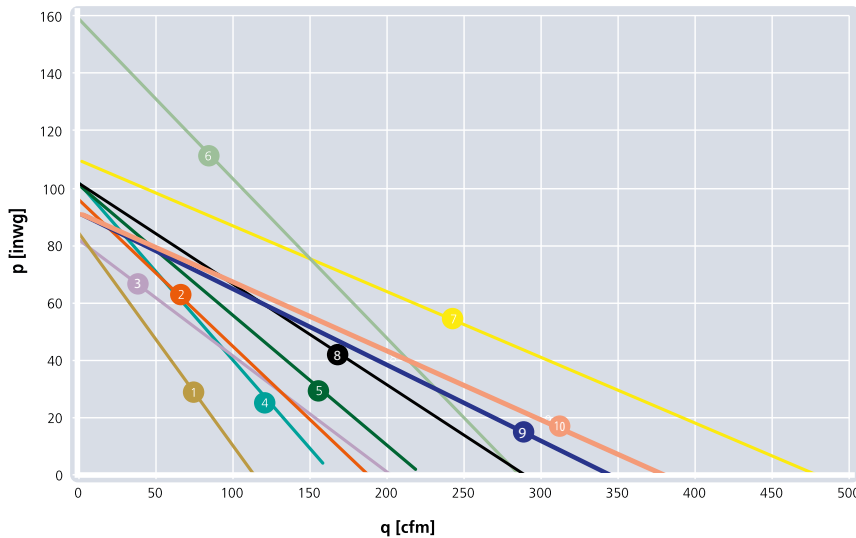
kPa vs m<sup>3</sup>/h



kPa vs m<sup>3</sup>/h


- 1 DC 1800 H, DC 1800 XL, DC 2900
- 2 DC 3800 Wood Shavings Extractor
- 3 DC Tromb H 400
- 4 DC Tromb Turbo – Direct Start
- 5 DC Tromb Turbo – Frequency Converter
- 6 DC 5900 9.2kW S
- 7 DC 5900 9.2kW P
- 8 DC Storm 500
- 9 DC Storm 600
- 10 DC Storm 700

cfm vs inwg



cfm vs inwg

- 1 DC 1800 H, DC 1800 XL, DC 2900
- 2 DC 3800 Wood Shavings Extractor
- 3 DC Tromb H 400
- 4 DC Tromb Turbo – Direct Start
- 5 DC Tromb Turbo – Frequency Converter
- 6 DC 5900 9.2 kW S
- 7 DC 5900 9.2 kW P
- 8 DC Storm 500
- 9 DC Storm 600
- 10 DC Storm 700



"All Dustcontrol machines are able to vacuum small amounts of liquid, but for those of you who deal with larger quantities of water, we have developed a range of professional wet-vacs that can handle the toughest environments."

## Wet-Vacs

# DC 50W

### Supplied with (Part No)

Coupling socket (2108)  
Connecting sleeve (2114)  
Suction hose Ø38 mm /1.5", 5 m /16ft, antistatic (2012)  
Floor nozzle B370mm /W14"(7236)  
Suction pipe Ø38, aluminium (7258)  
Filter bag (42190)

### Part No DC 50 W

118600 230V /50Hz, EU

1-phase eco



When drilling in concrete, large quantities of water are required, which becomes very dirty. Using a wet-vac to effectively extract the water prevents both the workplace from becoming wet and dirty, and the sewerage system from silting up. The slurry solids are collected in a filter bag for easy handling and disposal.

Dustcontrol's wet-vacs are easy to disassemble for cleaning and decontamination. This is an important benefit on units that require frequent cleaning. Robust construction helps these units resist the knocks from everyday use.

### Technical data

HxWxD [mm/in]	870x630x543/ 34x25x21
Weight [kg/lb]	34/75
Collection Container [l/gal]	50/13
Hose length Ø38 mm /1.5" [m/ft]	5/13.2
Flow max, open inlet EU [m³/h]	190
Negative pressure, max, EU [kPa]	21
Power [W]	
Vacuum motor, single-phase 230V	1285
Pump, single-phase [W]	550
Sound level [dB(A)]	75

# DC 75W

### Supplied with (Part No)

Coupling socket (2108)  
Connecting sleeve (2115)  
Suction hose Ø38 mm/1.5", 5 m /16ft, antistatic (2012)  
Floor nozzle B370mm /W14"(7236)  
Suction pipe Ø38, aluminium (7258)  
Filter bag (42190)

### Part No DC 75W

118700 230V /50Hz, EU

1-phase eco



### Technical data

HxWxD [mm/in]	980x630x550/ 38x25x21
Weight [kg/lb]	37/81
Collection Container [l/gal]	75/19.8
Hose length Ø38 mm /1.5" [m/ft]	5/16
Flow max, open inlet EU [m³/h]	190
Negative pressure, max, EU [kPa]	21
Power [W]	
Vacuum motor, single-phase 230V	1285
Pump, single-phase [W]	550
Sound level [dB(A)]	75

## Air Cleaner

# DC AirCube 500

DC AirCube 500 has been developed for ease of use and durability. The fan unit is a radial blower which is especially designed to build up high pressure across its entire flow range. This means that the unit generates a large amount of air flow during the entire lifetime of the filter. An exhaust hose can be used to create negative pressure in a sealed room. The fan has two speed settings, which means that the unit can be run economically, for example during the night.

### Supplied with (Part No)

HEPA H13 filter (42692)  
Pre-filter (42690)

### Part No DC AirCube 500

112500	230V /50Hz, EU
112501	230V /50Hz, UK
112503	115V /50Hz, UK
112508	230V /50Hz, CH
112505	115V /60Hz, US/CAN
112509	230V /50Hz, AU

1-phase 

### Technical data

HxWxD [mm/in]	380x340x495/ 15x13.4x19.5
Weight [kg/lb]	13/28.7
Inlet Ø [mm/in]	380x340/15x13.4
Outlet Ø [mm/in]	125/5
Power, fan 115/230 [W]	195/210
Flow max, open inlet 115V [m³/h/cfm]	470/276
Flow max, open inlet 230V [m³/h/cfm]	500/294
Pre-filter area [m²/ft²]	0.18/1.9
HEPA filter area [m²/ft²]	4.56/49
Filter class	H13
Sound level [dB(A)]	45-65

### Accessories (Part No)

Hose 125 (2420)  
Funnel connection (42753)  
Hose clamp (4138)  
Roof bracket (42724)



DC AirCube 500 and Funnel connection

Dustcontrol's high-efficiency air cleaner – the DC AirCube – is equipped with a HEPA H13 filter to separate dust and particles down to 0.3 microns. The DC AirCube contributes to a healthier working environment.



Dust class H (degree of permeability  $\leq 0.005\%$ ) for particles as small as  $0.1 \text{ mg/m}^3$  and carcinogenic particles. According to IEC/EU 60335-2-69

## Air Cleaner

# DC AirCube 1200

The DC AirCube 1200 is a highly efficient and robust air cleaner with the ability to clean the air even in large rooms, at a rate of up to 1060 m<sup>3</sup>/h /624 cfm. The encapsulated fan housing contains a radial blower type fan that builds up high pressure across its entire flow range, which provides effective air cleaning for the entire lifetime of the filter. The speed of the fan is also continuously variable in order to save energy. The DC AirCube 1200 is equipped with both a HEPA H13 filter that captures the smallest particles and a light that indicates when it is time to replace the filter.

### Part No DC AirCube 1200

111000	230V /50Hz, EU
111001	230V /50Hz, UK
111002	115V /50Hz, UK
111008	230V /50Hz, CH
111003	115V /60Hz, US/CAN
111009	230V /50Hz, AU



### Supplied with (Part No)

HEPA H13 filter (42940)  
Pre-filter (42918)

### Accessories (Part No)

Hose kit (42657)  
Bend 90° (42660)

### Technical data

HxWxD [mm/in]	869x458x598/ 35x18x23.5
Weight [kg/lb]	23/51
Inlet/Outlet Ø [mm/in]	250/315 9.8/12.4
Power, fan 115/230 [W]	375/385
Flow max, open inlet 230V [m <sup>3</sup> /h/cfm]	1060/624
Pre-filter area [m <sup>2</sup> /ft <sup>2</sup> ]	0.40/4.3
HEPA filter area [m <sup>2</sup> /ft <sup>2</sup> ]	5/54
Filter class	H13
Sound level [dB(A)]	60-68

# DC AirCube 2000

With a capacity of approximately 1.850 m<sup>3</sup>/h /1089 cfm the DC AirCube 2000 is the Dustcontrol's most powerful cleaner. The DC AirCube 2000 has a robust, stainless-steel chassis and an encapsulated fan with variable speed setting. With its ergonomic design, it is easy to carry and transport. It can also be operated when positioned horizontally.

The DC AirCube 2000 has a HEPA H13 filter with an area totalling 10 m<sup>2</sup> /107 ft<sup>2</sup>. An integrated light indicates when it is time to replace the filter.

### Part No DC AirCube 2000

102000	230V /50 Hz, EU
102002	230V /50 Hz, UK
102003	115V /50 Hz, UK
102008	230V /50 Hz, CH
102004	115V /60 Hz, US/CAN
102009	230V /50Hz, AU



### Supplied with (Part No)

HEPA H13 filter (42896)  
Pre-filter (42917)

### Accessories (Part No)

Hose kit (42657)  
Bend 90° (42660)

### Technical data

HxWxD [mm/in]	1019x512x547 /40x20x21.5
Weight [kg/lb]	30/66
Inlet/Outlet Ø [mm/in]	315/315 12.4/12.4
Power, fan 115/230 [W]	375/750
Flow max, open inlet 230V [m <sup>3</sup> /h/cfm] max	1850/1089
Pre-filter area [m <sup>2</sup> /ft <sup>2</sup> ]	0.5/5.4
HEPA filter area [m <sup>2</sup> /ft <sup>2</sup> ]	10/107
Filter class	H13
Sound level [dB(A)]	60-68

